

TikTok has revolutionized the way we create and share short videos, allowing us to express our creativity and connect with a global audience. However, when it comes to saving and sharing TikTok photos, the unavoidable watermark can diminish the visual appeal of these moments. Fortunately, there is a powerful solution available: **VeryUtils** Online AI Photo Object Remover. In this comprehensive guide, we will walk you through the process of using **VeryUtils** Online AI Photo Object Remover to effortlessly remove the TikTok watermark from your photos, giving them a professional touch and allowing you to share them without any distractions.



Section 1: Getting Started

To begin your journey toward watermark-free TikTok photos, visit the following web page:

<https://veryutils.com/photo-object-remover>

This is where you can access the feature-rich VeryUtils Online AI Photo Object Remover tool. Whether you are a casual user or a professional, this tool caters to your needs.

Section 2: Uploading and Analyzing Your TikTok Photo

Once you have accessed the VeryUtils Online AI Photo Object Remover web page, it's time to upload your TikTok photo. Simply click on the "Upload Photo" button and select the desired photo from your device. The tool supports various image formats, ensuring compatibility with your TikTok photos.

Section 3: Harnessing the Power of AI

Once you have uploaded your TikTok photo, the magic begins. VeryUtils Online AI Photo Object Remover utilizes advanced **artificial intelligence** algorithms to analyze your photo and identify the TikTok watermark. The AI technology ensures precise detection and removal of the watermark while preserving the overall quality of the image.

Section 4: Customization Options

VeryUtils Online AI Photo Object Remover provides additional customization options to enhance your editing experience. You can manually refine the selection area, adjust the intensity of the removal process, and even apply other artistic effects to your photos, such as filters or enhancements.

Section 5: Preview and Compare

After the **watermark removal** process is complete, you will have the opportunity to preview and compare the edited photo with the original version. This allows you to ensure that the watermark has been successfully removed and that the final result meets your expectations.

Section 6: Downloading the Watermark-Free Photo

Once you are satisfied with the edited photo, it's time to download your masterpiece. VeryUtils Online AI Photo Object Remover offers a seamless downloading process, allowing you to save the watermark-free TikTok photo directly to your device.

Section 7: Sharing Your Creativity

With the TikTok watermark successfully removed, your photos are now ready to be shared with the world. Whether you want to post them on social media, share them with friends and family, or use them for professional purposes, the clean and professional appearance will

leave a lasting impression.

Section 8: Additional Features and Subscription

VeryUtils Online AI Photo Object Remover offers both free and subscription-based options. By subscribing, you can unlock additional features such as export photos, higher resolution output, and priority access to the latest updates. The subscription ensures that you have access to an enhanced **watermark removal** experience and enables you to make the most of this powerful tool.

The Best Free Tool to Remove the TikTok Watermark From Your TikTok Photos with VeryUtils Free Online AI Photo Object Remover | 4



337×600



Brush



© **VeryUtils.com**

VeryUtils Online AI Photo Object Remover is a game-changer for removing the TikTok watermark from your precious photos. With its intuitive interface, advanced AI technology, and additional customization options, you can transform your TikTok photos into visually

stunning creations. Don't let the watermark detract from your moments of creativity and expression. Visit the VeryUtils Online AI Photo Object Remover web page today at below,

<https://veryutils.com/photo-object-remover>

test the tool, and unlock the potential to share your watermark-free TikTok photos with the world. Embrace the freedom of showcasing your creativity without any distractions!

☐ Want to buy this product from VeryUtils?

If you are interested in purchasing this software or developing a customized software based on it, please do not hesitate to contact us.

<https://veryutils.com/contact>

We look forward to the opportunity of working with you and providing developer assistance if required.

Related Posts

- [VeryUtils Online AI Photo Object Remover is a Convenient Way to Remove Watermarks from TikTok photos Free Online](#)
- [Remove Unwanted Objects from Photos with VeryUtils Free Photo Object Remover](#)
- [Best Object Eraser for All Kinds of Photos. Remove Anything from Photo with 1-click](#)
- [VeryUtils Free Online Photo Object Remover Can Erase and remove unwanted objects from your photos to get a clean image within seconds](#)
- [VeryUtils Online AI Object Remover Can Quickly clean up pictures and remove objects from photos like unwanted people, text, distractions, or defects](#)
- [VeryUtils Free AI Photo Object Remover is a Convenient Online Tool to Remove Watermarks from Photos](#)
- [VeryUtils AI Online Copyright and Logo Text Remover can remove watermarks, logos, objects, texts, etc. from images online for free](#)
- [VeryUtils Online AI Image Watermark Remover is 100% Safe, Supports All Devices and](#)

Free Online

- Remove objects, people, text and defects from any picture for free with VeryUtils AI Photo Object Remover software
- VeryUtils Online Photo Object Remover is AI-powered Object Remover to Clean up Your Images, 100% Safe, Free, No Blur
- VeryUtils AI Online Copyright and Logo Text Remover can remove watermarks, logos, objects, texts, etc. from images online for free
- Command line tool to remove background from images
- Remove object from photo online in seconds with VeryUtils Free AI Object Remover
- VeryUtils AI Photo Restorer is the Best Software to Restore Old Photos for Newbies & Pros
- Easily Remove Watermarks from Images with VeryUtils Online AI Image Watermark Remover
- VeryUtils Folder Monitor Automate File Processing: let it watch your folders and execute predefined action
- Web Scraper and Email Extractor Software
- How to Print a Large Photo on Multiple A4 Papers and Stick them together to Make a Poster? How to do the Tiled Printing?
- Use VeryUtils PDF Stamper Command Line to add watermark to your PDF files
- Why VeryUtils is the Better Choice for Digital Creators Compared to Codecanyon (Envato)?

Related posts:

The Best Free Tool to Remove the TikTok Watermark From Your TikTok Photos with VeryUtils Free Online AI Photo Object Remover | 7



VeryUtils Easy Barcode Generator Software is a barcode encoding library supporting over 50 barcode t...



VeryUtils Online Photo Editor is a Free Online Photo Editing & Image Editor

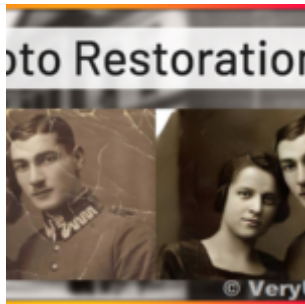


Design Your Own Photo Cards with VeryUtils Photo Card Maker software

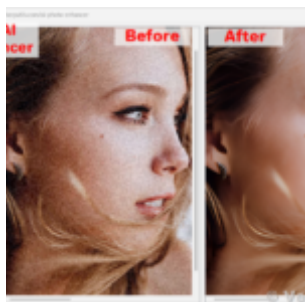
The Best Free Tool to Remove the TikTok Watermark From Your TikTok Photos with VeryUtils Free Online AI Photo Object Remover | 8



VeryUtils Online Image Cleaner can Remove Watermark From Photo Automatically and Free

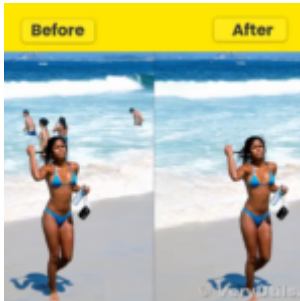


VeryUtils AI Photo Restorer is the Best Software to Restore Old Photos for Newbies & Pros




How to Convert Images to High Resolution 4K/8K/16K/32K with VeryUtils AI Image Enhancer?

The Best Free Tool to Remove the TikTok Watermark From Your TikTok Photos with VeryUtils Free Online AI Photo Object Remover | 9



Remove object from photo online in seconds with VeryUtils Free AI Object Remover



VeryUtils Image Enhancer for Windows can Transform and Upscale Images to 32K Resolution