

I'm using your Virtual PDF Printer to convert my documents to PNG Image files with trimming currently. However, I encountered a problem recently.

open issue: settings disappear from registry in my system,

e.g. like to set,

AutomaticDirectory

AutomaticOutput

AutoTrimImage

## How to trim the generated PNG image files automatically from Virtual PDF Printer Driver? | 2

Computer\HKEY\_CURRENT\_USER\Software\e-pdfconverter\pdfcreator

Name	Typ	Daten
(Standard)	REG_SZ	(Wert nicht festgelegt)
Author	REG_SZ	
AutoExec	REG_DWORD	0x00000000 (0)
AutoExecProgram	REG_SZ	
AutomaticDirect...	REG_SZ	C:\CAE\SHF\Temp\png.png
<b>AutomaticOutput</b>	REG_DWORD	0x00000001 (1)
AutomaticValue	REG_DWORD	0x00000002 (2)
AutoTrimImage	REG_DWORD	0x00000001 (1)
AutoView	REG_DWORD	0x00000000 (0)
Bitcount	REG_DWORD	0x00000018 (24)
Compatible	REG_DWORD	0x00000001 (1)
Compress_Auto...	REG_DWORD	0x00000000 (0)
Compress_Color...	REG_DWORD	0x00000001 (1)
Compress_Mon...	REG_DWORD	0x00000000 (0)
CompressText	REG_DWORD	0x00000001 (1)
DefaultCharWidth	REG_DWORD	0x00000006 (6)
disable	REG_DWORD	0x00000000 (0)
EncryBits	REG_DWORD	0x00000005 (5)
Encryption	REG_DWORD	0x00000000 (0)
FileNameStartin...	REG_DWORD	0x00000000 (0)
General_Optimiz...	REG_DWORD	0x00000000 (0)
General_PageRo...	REG_DWORD	0x00000000 (0)
Keywords	REG_SZ	
Links_BoderColor	REG_DWORD	0x000000ff (255)
Links_BoderType	REG_DWORD	0x00000000 (0)
Links_IsEnable	REG_DWORD	0x00000001 (1)
Links_LineSize	REG_DWORD	0x00000000 (0)
Links_LineStyle	REG_DWORD	0x00000000 (0)
Margin	REG_DWORD	0x00000000 (0)
MessageLog	REG_SZ	OK: Read output PDF filename from registry succe...
Orientation	REG_DWORD	0x00000001 (1)
OutFileType	REG_DWORD	0x00000000 (0)
OwnerPass	REG_SZ	
PageH	REG_DWORD	0x00000000 (0)
PageSelect	REG_DWORD	0x0000000a (10)
PageSize	REG_DWORD	0x00000007 (7)
PageW	REG_DWORD	0x00000000 (0)
Permission	REG_DWORD	0xffffffff (4294967292)
PrintingStatus	REG_DWORD	0x00000003 (3)
Scale	REG_DWORD	0x00000064 (100)
Subject	REG_SZ	
Title	REG_SZ	
Unit	REG_DWORD	0x00000001 (1)
UserPass	REG_SZ	
xResolution	REG_DWORD	0x00000320 (800)
yResolution	REG_DWORD	0x00000320 (800)

After print a document to "e-PDF Converter and Creator" virtual PDF Printer, the settings are deleted and ignored,

Registrierungs-Editor

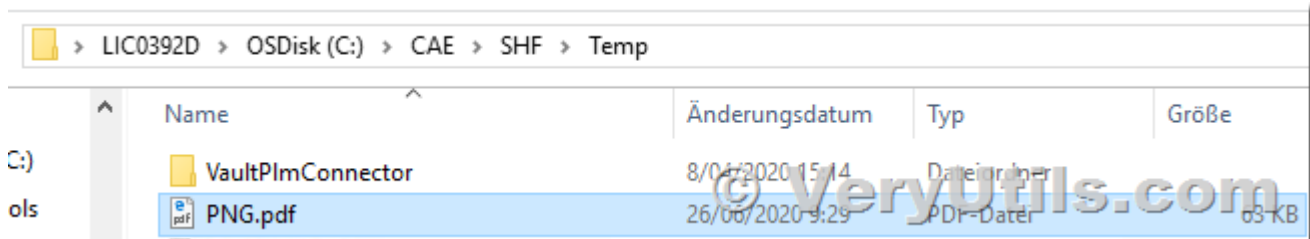
Datei Bearbeiten Ansicht Favoriten Hilfe

Computer\HKEY\_CURRENT\_USER\Software\e-pdfconverter\pdfcreator

Name	Typ	Daten
(Standard)	REG_SZ	(Wert nicht festgelegt)
Author	REG_SZ	
AutoExec	REG_DWORD	0x00000000 (0)
AutoExecProgram	REG_SZ	
AutomaticDirect...	REG_SZ	
AutomaticOutput	REG_DWORD	0x00000000 (0)
AutomaticValue	REG_DWORD	0x00000002 (2)
AutoTrimImage	REG_DWORD	0x00000001 (1)
AutoView	REG_DWORD	0x00000000 (0)
Bitcount	REG_DWORD	0x00000018 (24)
Compatible	REG_DWORD	0x00000001 (1)
Compress_Auto...	REG_DWORD	0x00000000 (0)
Compress_Color...	REG_DWORD	0x00000001 (1)
Compress_Mon...	REG_DWORD	0x00000000 (0)
CompressText	REG_DWORD	0x00000001 (1)
DefaultCharWidth	REG_DWORD	0x00000006 (6)
disable	REG_DWORD	0x00000000 (0)
EncryBits	REG_DWORD	0x00000005 (5)
Encryption	REG_DWORD	0x00000000 (0)
FileNameStartin...	REG_DWORD	0x00000000 (0)
General_Optimiz...	REG_DWORD	0x00000000 (0)
General_PageRo...	REG_DWORD	0x00000000 (0)
Keywords	REG_SZ	
Links_BoderColor	REG_DWORD	0x000000ff (255)
Links_BoderType	REG_DWORD	0x00000000 (0)
Links_IsEnable	REG_DWORD	0x00000001 (1)
Links_LineSize	REG_DWORD	0x00000000 (0)
Links_LineStyle	REG_DWORD	0x00000000 (0)
Margin	REG_DWORD	0x00000000 (0)
MessageLog	REG_SZ	OK: Read output PDF filename from registry succe...
Orientation	REG_DWORD	0x00000001 (1)
OutFileType	REG_DWORD	0x00000000 (0)
OwnerPass	REG_SZ	
PageH	REG_DWORD	0x00000000 (0)
PageSelect	REG_DWORD	0x0000000a (10)
PageSize	REG_DWORD	0x00000007 (7)
PageW	REG_DWORD	0x00000000 (0)
Permission	REG_DWORD	0xffffffff (4294967292)
PrintingStatus	REG_DWORD	0x00000003 (3)
Scale	REG_DWORD	0x00000064 (100)
Subject	REG_SZ	
Title	REG_SZ	
Unit	REG_DWORD	0x00000001 (1)
UserPass	REG_SZ	
xResolution	REG_DWORD	0x00000020 (800)
yResolution	REG_DWORD	0x00000020 (800)

© VeryUtils.com

Print result, is not a trimmed png, it's a un-trimmed pdf file,



Please support.

Customer

-----

Thanks for your message, I'm by following steps to test this issue in my system,

1. Set following values into registry,

HKEY\_CURRENT\_USER\Software\e-pdfconverter\pdfcreator  
AutomaticDirectory=D:\downloads\out.png ; REG\_SZ Type  
AutomaticOutput=1 ; REG\_DWORD Type  
AutomaticValue=2; REG\_DWORD Type  
AutoTrimImage=1; REG\_DWORD Type  
xResolution=300; REG\_DWORD Type  
yResolution=300; REG\_DWORD Type

2. Open "C:\Program Files (x86)\e-PDF Converter and Creator v2.2\config.ini" file in notepad application with administrator privilege, set following options into it,

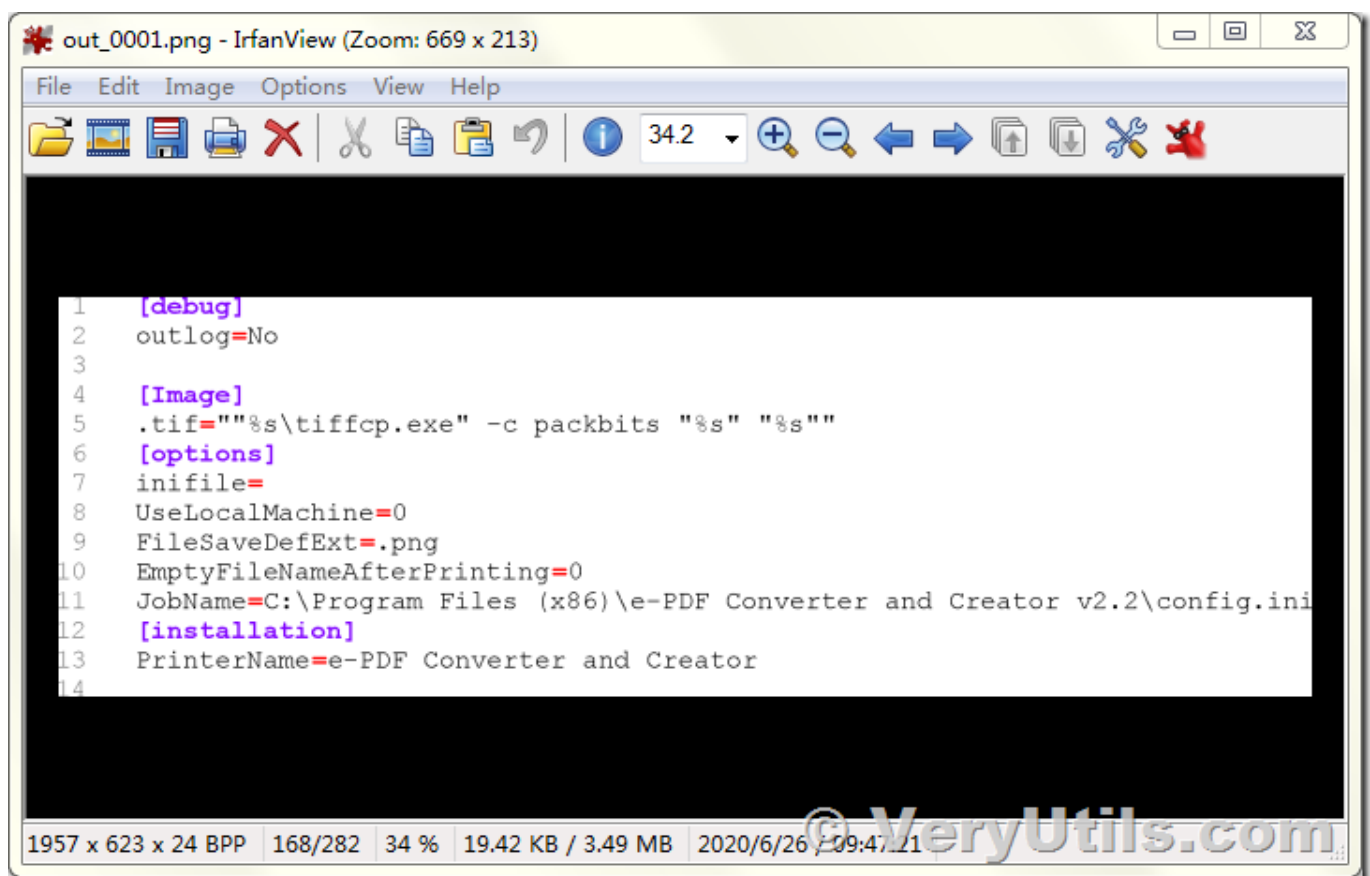
```
[options]
UseLocalMachine=0
FileSaveDefExt=.png
EmptyFileNameAfterPrinting=0
```

3. Delete following cache file from your system if it exists,

"C:\Users\Your-Name\AppData\Local\VirtualStore\Program Files (x86)\e-PDF Converter and Creator v2.2\config.ini"

4. Print a document to "e-PDF Converter and Creator" printer, you will get a trimmed PNG file properly, the values in registry will be kept also.

The following is a screenshot for trimmed PNG image file,



"Image Generation" and "Trim Image" functions have been integrated into PDF Virtual Printer product, you may download the trial version of PDF Virtual Printer from this web page to try, if you encounter any problem with this product, please feel free to let us know, we are glad to assist you asap,

<https://veryutils.com/pdf-virtual-printer>

VeryUtils

## Related Posts

- [VeryUtils Virtual PDF Printer Custom Development Service](#)
- [If you have a printer software what would emulate a windows printer and allow to run a script or print to multiple printers on a windows server?](#)
- [VeryUtils Virtual Printer Driver SDK allows you to integrate Virtual Printer and Document Converting features into your own application Royalty Free](#)
- [Integration of the Virtual PDF Printer Driver SDK & API into your application Royalty Free](#)
- [We need a Printed Documents Capture Software](#)
- [Print to PDF or Image programmatically via VeryUtils docuPrinter SDK!](#)
- [VeryUtils Virtual PDF Printer for Developers Royalty Free](#)
- [Best Royalty Free PDF Printer for Developers. Develop your own PDF Printer based on VeryUtils PDF Printer.](#)
- [Windows PDF Printer Driver for Developers Royalty Free](#)
- [\[Solution\] The Ultimate Enterprise PDF Solution for Enterprises, Businesses, Academic Institutions, and Organizations](#)
- [\[Solution\] OEM VeryUtils Virtual PDF Printer Royalty Free Solution for Developers and Enterprises](#)
- [Batch convert EML and Emails to PDF files with VeryUtils EML to PDF Converter Command Line software](#)
- [We need a Printed Documents Capture Software](#)
- [Royalty Free Virtual PDF Printer Driver for CNC machine](#)
- [How to Change PDF Paper Size with VeryUtils PDF Page Resizer Command Line software?](#)
- [VeryUtils Virtual Metafile EMF Printer Driver SDK for Windows Royalty Free](#)
- [Best Object Eraser for All Kinds of Photos. Remove Anything from Photo with 1-click](#)
- [VeryUtils Photo Object Remover Retouching Service is a professional image retouching service for reliable, high-quality, and effortless e-commerce product images](#)
- [VeryUtils Html To Image Converter Command Line](#)

- [Simplify Text Extraction with VeryUtils Text Extraction Command Line Software](#)


## Related posts:



How to generate simple PDF invoice using FPDF library?



Can I search text contents in PDF files which created by EMF/PDF/Image Virtual Printer Driver SDK pr...



What are some differences between "VeryPDF HookPrinter Print Logger" and "PDF Virtual...





Streamline PDF-Creation  
with VeryUtils Printer  
Drivers SDK - A  
Comprehensive Virtual  
Driver Toolkit ...



VeryUtils PDF Reader OCX  
is a Powerful and Royalty  
Free PDF Viewer ActiveX  
Control for Windows  
Devel...

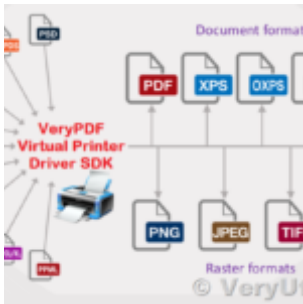


VeryUtils Royalty Free  
Virtual PDF Printer for  
Windows 10 and 11  
Developers

## How to trim the generated PNG image files automatically from Virtual PDF Printer Driver? | 10



Convert EML files to PDF files via Command Line



VeryUtils Virtual PDF Printer Custom Development Service