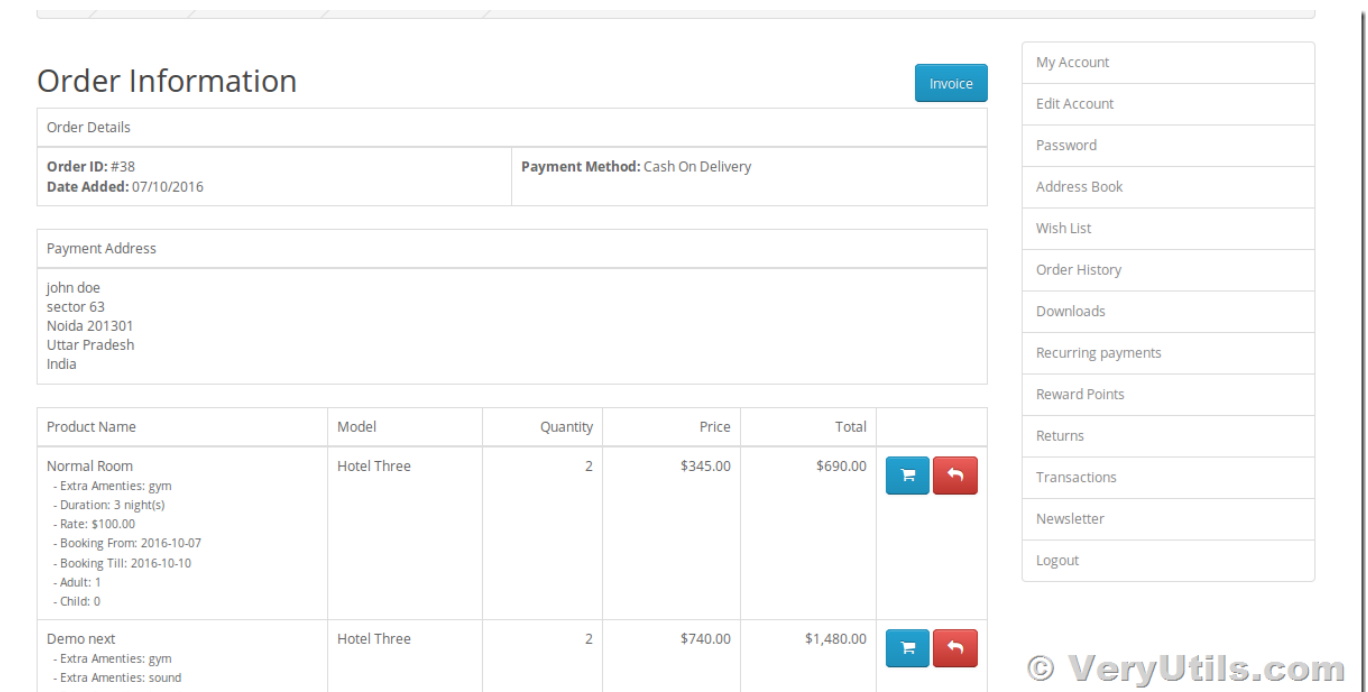






Today we will learn about generating the invoice in PDF using FPDF library. FPDF provides the PHP classes to generate PDF. It may be useful for generate the invoice in PDF, download product description in PDF etc. for e-commerce websites.

First we download the FPDF zip file from the <http://www.fpdf.org/> and upload it on server at root directory.

Then set the PDF generator button at your page as per your requirement. In this case we set the invoice button at order history information for particular order to generate invoice for particular order.



The screenshot shows an 'Order Information' page. At the top right, there is a blue 'Invoice' button. Below the title, there are sections for 'Order Details' and 'Payment Address'. The 'Order Details' section shows 'Order ID: #38' and 'Date Added: 07/10/2016'. The 'Payment Method' is 'Cash On Delivery'. The 'Payment Address' section shows the name 'john doe' and address 'sector 63, Noida 201301, Uttar Pradesh, India'. Below this is a table of products:

Product Name	Model	Quantity	Price	Total	
Normal Room - Extra Amenities: gym - Duration: 3 night(s) - Rate: \$100.00 - Booking From: 2016-10-07 - Booking Till: 2016-10-10 - Adult: 1 - Child: 0	Hotel Three	2	\$345.00	\$690.00	 
Demo next - Extra Amenities: gym - Extra Amenities: sound - Extra Amenities: Laundry	Hotel Three	2	\$740.00	\$1,480.00	 

On the right side, there is a 'My Account' sidebar with links: Edit Account, Password, Address Book, Wish List, Order History, Downloads, Recurring payments, Reward Points, Returns, Transactions, Newsletter, and Logout. The footer of the page contains the text '© VeryUtils.com'.

Then after getting the order details we added the PDF generator code in invoice controller by including the FPDF class file and using it's function.

```
require_once(DIR_IMAGE . '/../fpdf/fpdf.php');
$pdf = new fpdf();
$pdf->AddPage(); //added new page to the document
$pdf->SetFont('Arial','B',16); //set the font-related properties
if($logo) {
    $pdf->Image($logo,20,16,40); // adding the logo to the pdf
}

$pdf->Cell(80); // Move to the right
$pdf->Cell(40,20,'Invoice for Order : #'.$sorder_id);
$pdf->Ln(); // Line break
$pdf->SetFont('helvetica','I',10);
$pdf->Cell(190,7,'Order details',1,2);
$pdf->SetFont('helvetica','',10);
$y = $pdf->GetY(); //ordinate of the current position.
$pdf->MultiCell(95,8,"Order id : #".$sorder_id."\nOrder Status : ".$results[sizeof($results)-1]['status'],'LRB',1); // Text with line break
$x = $pdf->GetX(); //the abscissa of the current position
$pdf->setXY($x+95,$y);
```

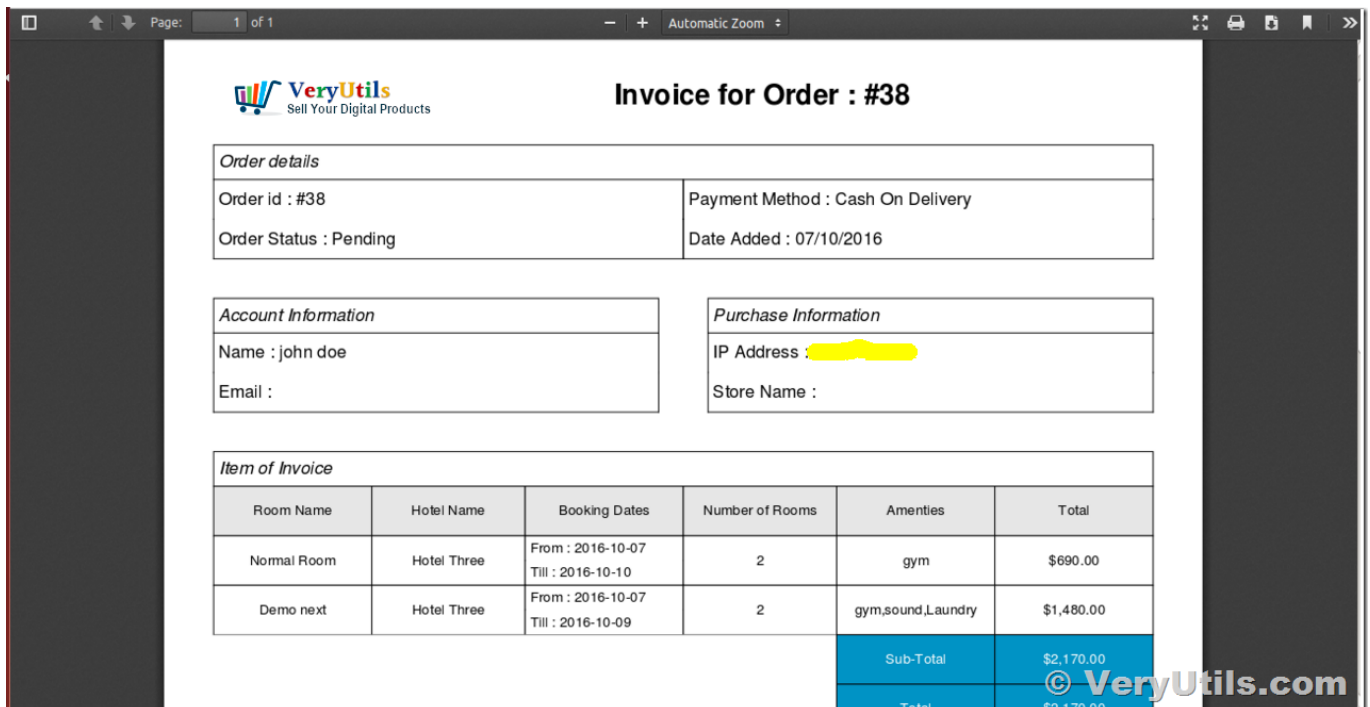
Then for iterating the products and total of the order we can iterate the cell of document.

```
$pdf->setFillColor(255,255,255); // For set the background color of cells
foreach($invoice_data['products'] as $key => $value) { // iterating each product of order
    $pdf->Cell(32,10,$value['name'],1,0,'C',1);
    $pdf->Cell(31,10,$value['model'],1,0,'C',1);
    $y = $pdf->GetY();
    if(isset($date_details[$key]))
        $pdf->MultiCell(32,5,$date_details[$key],1,'L',1); // If the cells have text with line breaks
    $x = $pdf->GetX();
    $pdf->setXY($x+95,$y);
    $pdf->Cell(31,10,$value['quantity'],1,0,'C',1);
    if(isset($date_details[$key]))
        $pdf->Cell(32,10,$date_details[$key],1,0,'C',1);
    $pdf->Cell(32,10,$value['total'],1,1,'C',1);
}
foreach ($sorder_totals as $key => $value) { // iterating each total of order like sub-total,tax etc.

    // Cell(width,height,text of cell,border, position after call, center/align text, true/false for cell background, URL) width is require
    // only other filed are optional

    $pdf->Cell(32,10,'',0,0,'C',1); // left the cell as blank.
    $pdf->Cell(31,10,'',0,0,'C',1);
    $pdf->Cell(32,10,'',0,0,'C',1);
    $pdf->Cell(31,10,'',0,0,'C',1);
    $pdf->setFillColor(0,148,197);
    $pdf->setTextColor(255,255,255);
    $pdf->Cell(32,10,$value['title'],1,0,'C',1);
    $pdf->Cell(32,10,$value['text'],1,1,'C',1);
    $pdf->setTextColor(0,0,0);
    $pdf->setFillColor(255,255,255);
}
$pdf->Output(); //Send the file in inline browser
```

Output will be :



VeryUtils
Sell Your Digital Products

Invoice for Order : #38

Order details					
Order id : #38			Payment Method : Cash On Delivery		
Order Status : Pending			Date Added : 07/10/2016		

Account Information			Purchase Information		
Name : john doe			IP Address : [REDACTED]		
Email :			Store Name :		

Item of Invoice					
Room Name	Hotel Name	Booking Dates	Number of Rooms	Amenties	Total
Normal Room	Hotel Three	From : 2016-10-07 Till : 2016-10-10	2	gym	\$690.00
Demo next	Hotel Three	From : 2016-10-07 Till : 2016-10-09	2	gym,sound,Laundry	\$1,480.00
Sub-Total					\$2,170.00
Total					\$2,170.00

© VeryUtils.com

Related Posts

- [Best PHP Invoice Manager for Developers and Small Businesses](#)
- [Generate business invoices by VeryUtils PHP Invoice Generator](#)
- [Best Invoicing software for small business with VeryUtils Online Invoice Platform](#)
- [How do I extract the tables from my PDF files and convert them to CSV format?](#)
- [VeryUtils PDF to SVG Command-line Conversion](#)
- [How to extract text and text coordinates from a PDF file? PDF Parsing with Text and Coordinates. PDF Text Extraction with Coordinates.](#)
- [Extract Tables from PDF files to Excel Spreadsheets with VeryUtils PDF to Excel Converter Tool](#)
- [How to Capture Website Screenshots from the Command Line or C# or VB.NET or PHP applications?](#)
- [Digital Rights Management for PDF Files & Documents - VeryUtils PDF DRM Solution](#)
- [PHP Email Crawler — I have a CSV file of website URLs that I would like to extract the emails from, however, I'm unsure of the best way to run the script](#)
- [Comparing VeryUtils and CodeCanyon: Why VeryUtils Should Be Your Preferred Digital](#)

Product Marketplace

- [VeryUtils AI Writer](#) is an AI writing assistant that helps you create high-quality content
- [Best EML to PDF Converter for Windows 10 and 11 users](#)

Related posts:



PDF Stamper and
Watermark Options in PDF
Toolkit Command Line
software



VeryUtils Excel Converter
Command Line is the best
choice for converting any
type of Excel tables



© VeryUti

Capture documents from any printer and store them as .pdf



**Text Extraction
Command Line**

© VeryUtils.c

VeryUtils Text Extractor Command Line is a Windows console utility that extracts plain text from 200+...




Convert SVG to PDF seamlessly with VeryUtils SVG to PDF Converter Command Line - the perfect tool fo...



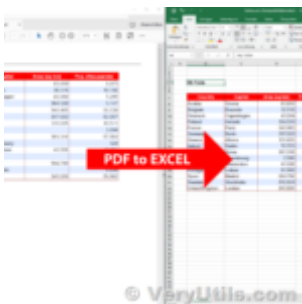
© VeryUtils.com

VeryUtils PDF Reader OCX is a Powerful and Royalty Free PDF Viewer ActiveX Control for Windows Devel...



© VeryUtils.

How to Split PDF Files on Linux Using jpdfkit Command Line



© VeryUtils.com

Streamlining PDF to Excel Conversion with VeryUtils PDF to Excel Converter Command Line