

Downloading YouTube videos for offline viewing has become increasingly popular, especially for those who want to enjoy content without the need for an internet connection. **VeryUtils YouTube Video Downloader** is a powerful and easy-to-use tool that allows you to download YouTube videos for free. This article will guide you through the process of using this software to save your favorite videos effortlessly.

<https://veryutils.com/youtube-downloader>

## Why Choose **VeryUtils YouTube Video Downloader**?

VeryUtils YouTube Video Downloader is a versatile software that stands out for its simplicity and efficiency. Here's why it's the ideal choice for downloading YouTube videos:

1. **Free and Easy to Use:** The software is completely free, offering a user-friendly interface that makes downloading videos a breeze, even for beginners.
2. **High-Quality Downloads:** VeryUtils ensures that you can download videos in the highest quality available, including HD and 4K resolutions.
3. **Multiple Format Support:** You can download videos in various formats such as MP4, AVI, and more, ensuring compatibility with different devices.
4. **Batch Downloading:** Save time by downloading multiple videos simultaneously with the batch download feature.
5. **No Registration Required:** Start downloading videos instantly without the hassle of creating an account or providing personal information.

## Step-by-Step Guide to Download YouTube Videos

Here's a simple guide to downloading YouTube videos using VeryUtils YouTube Video Downloader:

### Step 1: Download and Install the Software

- Visit the official VeryUtils website and download the YouTube Video Downloader

software.

- Once the download is complete, follow the on-screen instructions to install the software on your computer.

### Step 2: Copy the YouTube Video URL

- Open your web browser and navigate to the YouTube video you wish to download.
- Copy the video's URL from the address bar.

### Step 3: Paste the URL into VeryUtils YouTube Video Downloader

- Launch the VeryUtils YouTube Video Downloader software.
- In the software interface, you'll find a field labeled "Enter URL." Paste the copied YouTube video URL into this field.

### Step 4: Select Your Preferred Video Format and Quality

- After pasting the URL, the software will automatically fetch the video details.
- You can then choose the desired format (e.g., MP4, AVI) and quality (e.g., 720p, 1080p, 4K) for the download.

### Step 5: Download the Video

- Once you've selected your preferred format and quality, click on the "Download" button.
- The software will start downloading the video. You can monitor the progress in the download queue.

### Step 6: Enjoy Your Downloaded Video

- After the download is complete, the video will be saved to your specified folder on your computer.
- You can now watch the video offline anytime, anywhere, without needing an internet connection.

# VeryUtils YouTube Downloader

## Additional Features

VeryUtils YouTube Video Downloader also offers some additional features to enhance your experience:

- **Playlist Downloading:** Download entire playlists with a single click, perfect for saving a series of videos at once.
- **Audio Extraction:** Extract audio from YouTube videos and save it as MP3 or other audio formats, ideal for creating music libraries.
- **Integrated Video Player:** The software includes a built-in video player, allowing you to preview videos before downloading them.

## Conclusion

VeryUtils YouTube Video Downloader is a reliable and efficient tool for downloading YouTube videos for free. Whether you need videos for offline viewing, educational purposes, or personal use, this software provides a straightforward solution. With its high-quality downloads, batch processing, and ease of use, VeryUtils YouTube Video Downloader is an

essential tool for anyone looking to save YouTube content with just a few clicks. Download it today and start enjoying your favorite videos offline!

## Related Posts

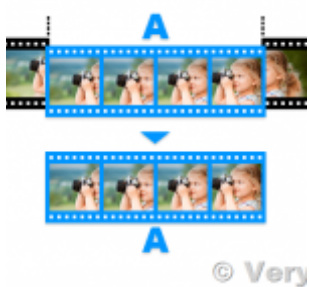
- [Enjoy 7 Days of Unlimited YouTube Downloads with VeryUtils YouTube Video Downloader](#)
- [AI-Powered YouTube Video Downloader can save YouTube videos, live stream, playlist, Shorts to MP4, MP3, 3GP, AVI, FLAC, MOV, M4A, WAV, OGG, etc.](#)
- [Video and Audio Downloader software for YouTube – download your favorite YouTube videos as MP4 video or MP3 audio – lifetime license – computer program compatible with Windows 11, 10, 8 and 7](#)
- [Best and Free VeryUtils YouTube Video Downloader for Windows 11](#)
- [How to Use VeryUtils Youtube Downloader Step by Step?](#)
- [Best YouTube Video Downloader for PC in 2024](#)
- [How to Download YouTube Videos as MP3 Music Using VeryUtils YouTube MP3 Downloader?](#)
- [How to Use VeryUtils YouTube Downloader to Batch Download YouTube Videos to MP3 Music Offline?](#)
- [How to download YouTube videos using VeryUtils YouTube Downloader?](#)
- [VeryUtils YouTube Downloader Has a Welcome Gift Just for You! Register Now & Get 1 Month Free Subscription](#)
- [How to Permanently Rotate and Flip A Video? How to easily rotate a video at any angle Permanently?](#)
- [VeryUtils YouTube Downloader Has a Welcome Gift Just for You! Register Now & Get 1 Month Free Subscription](#)
- [How to Add a Timer or Countdown on Video using VeryUtils Video Editor software?](#)
- [Video Cutter is super-fast video cutting software with an easy-to-use interface. Cut parts of video quickly while keeping the original video quality.](#)
- [How to download YouTube videos to watch offline using VeryUtils YouTube Video Downloader?](#)

- Customizable VeryUtils Bulk Email Sender With SMTP Rotation
- Capture Printed Documents and Save them to Cloud based MySQL database
- Using VeryUtils PDF Form to HTML5 Web Form Converter to Display PDF as HTML Form and Publish Interactive PDF to web forms
- VeryUtils Folder Monitor Automate File Processing: let it watch your folders and execute predefined action
- How to convert scanned tiff image files to searchable PDF files using VeryUtils OCR to Any Converter Command Line software?

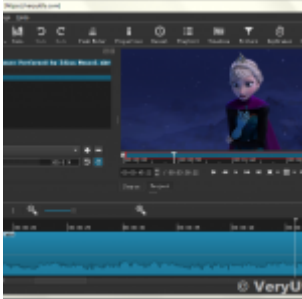
## Related posts:



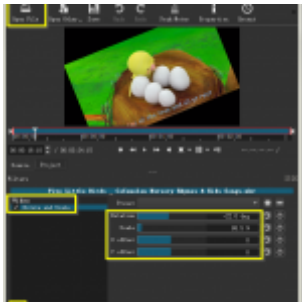
Video Converter Software



Video Cutter is super-fast  
video cutting software with  
an easy-to-use interface.  
Cut parts of video ...



How To Brighten A Video  
using VeryUtils Video  
Editor software?

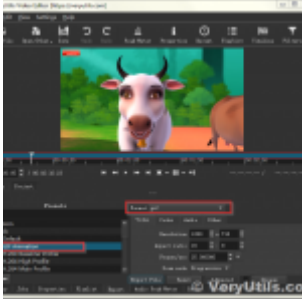


How to Permanently Rotate  
and Flip A Video? How to  
easily rotate a video at any  
angle Permanently?



VeryUtils YouTube Video  
Editor is the Best Video  
Editing Software for  
YouTube

## How to Download YouTube Videos for Free with VeryUtils YouTube Video Downloader? | 7



How to convert video to animated GIF with VeryUtils Video Editor software [High Quality]?



VeryUtils Total Video Downloader PHP Script allows you to download videos from 40 websites



How to download YouTube videos using VeryUtils YouTube Downloader?