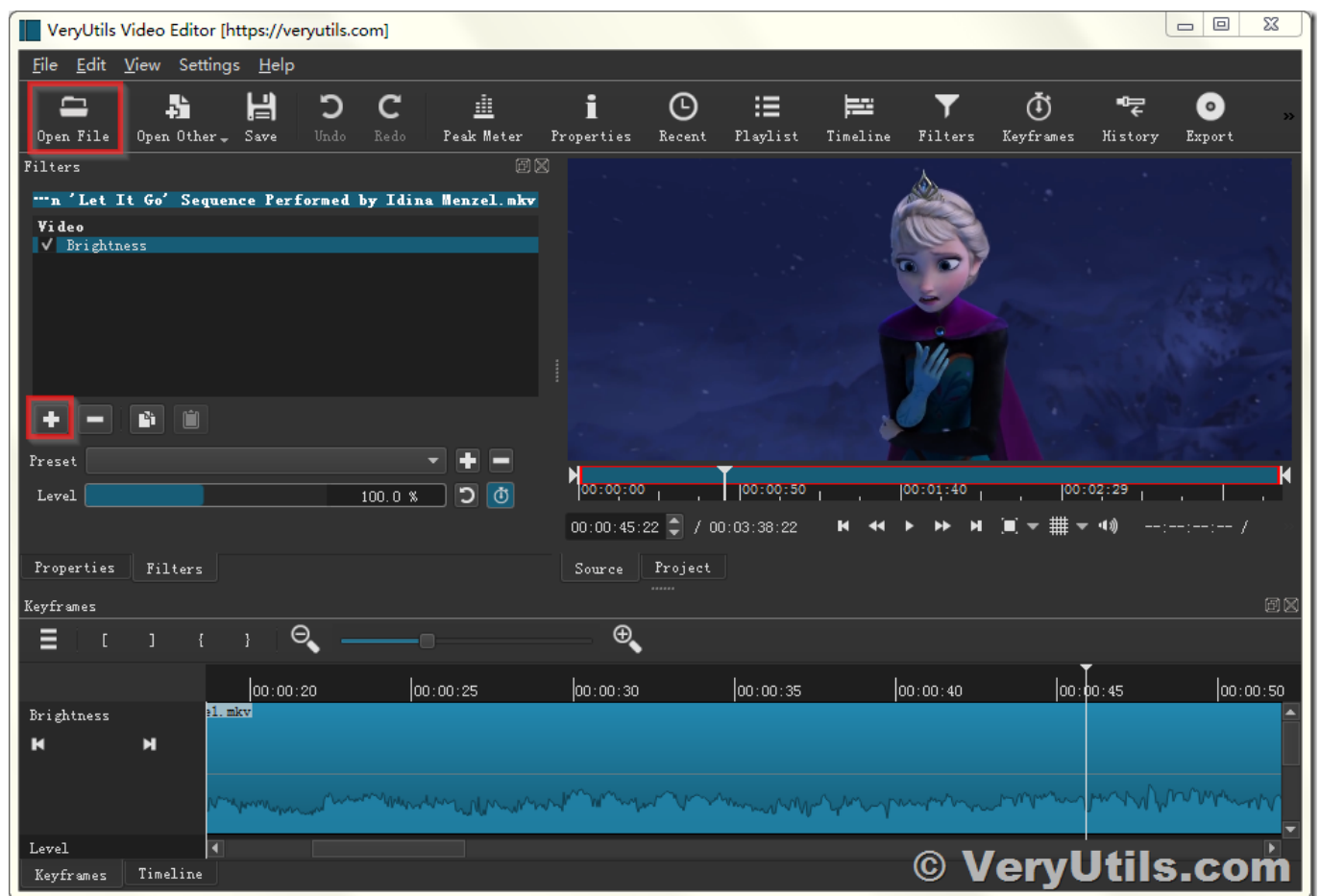


You may shoot a video to capture a particularly important moment but the lighting isn't exactly what it could be, thus result in a muddy, low-contrast video that is difficult to watch. To help you retain an important memory and avoid disappointing results, **VeryUtils** Video Editor software is a good helper to increase the brightness to your video. Just follow some simple steps below to easily increase the brightness of video.

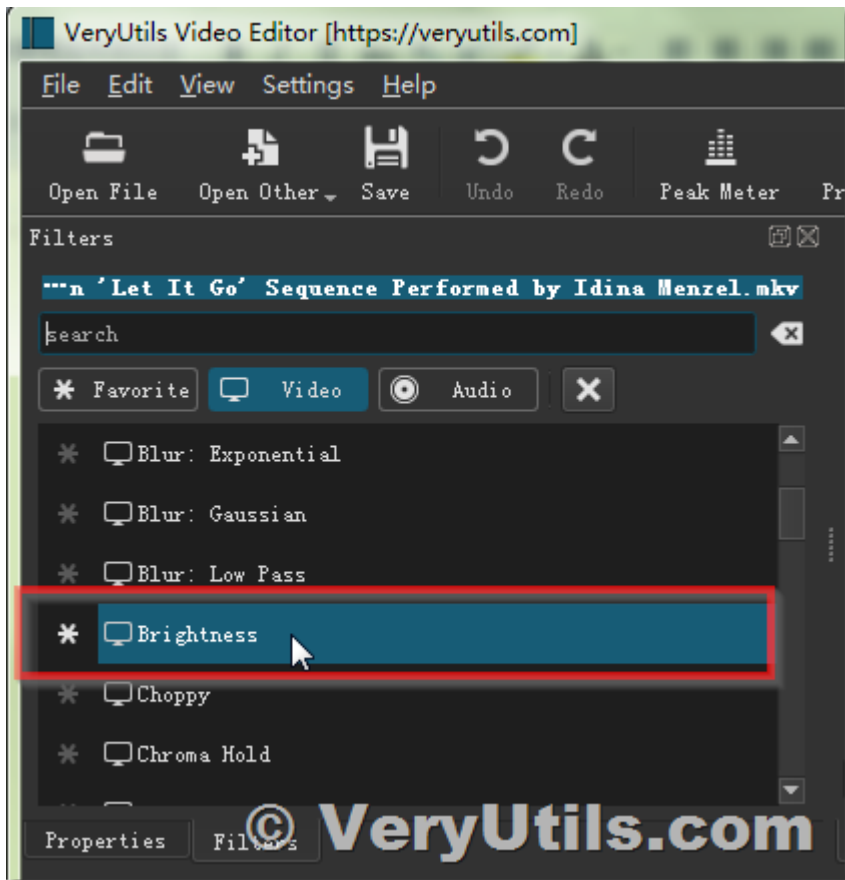
1. Please download and install **VeryUtils** Video Editor software from this web page,

<https://veryutils.com/video-editor-software>

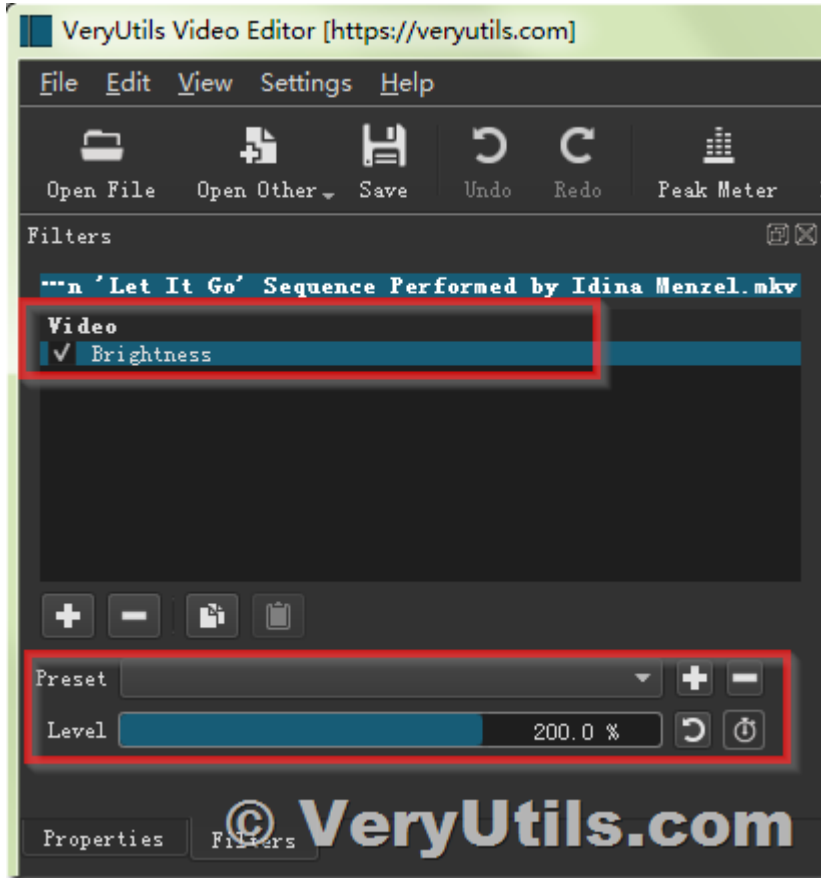
2. Run VeryUtils Video Editor software and open a Video file,



3. Click "+" to add a Filter, choose "Brightness" attribute,



4. Set the "Level" for Brightness to 200%,



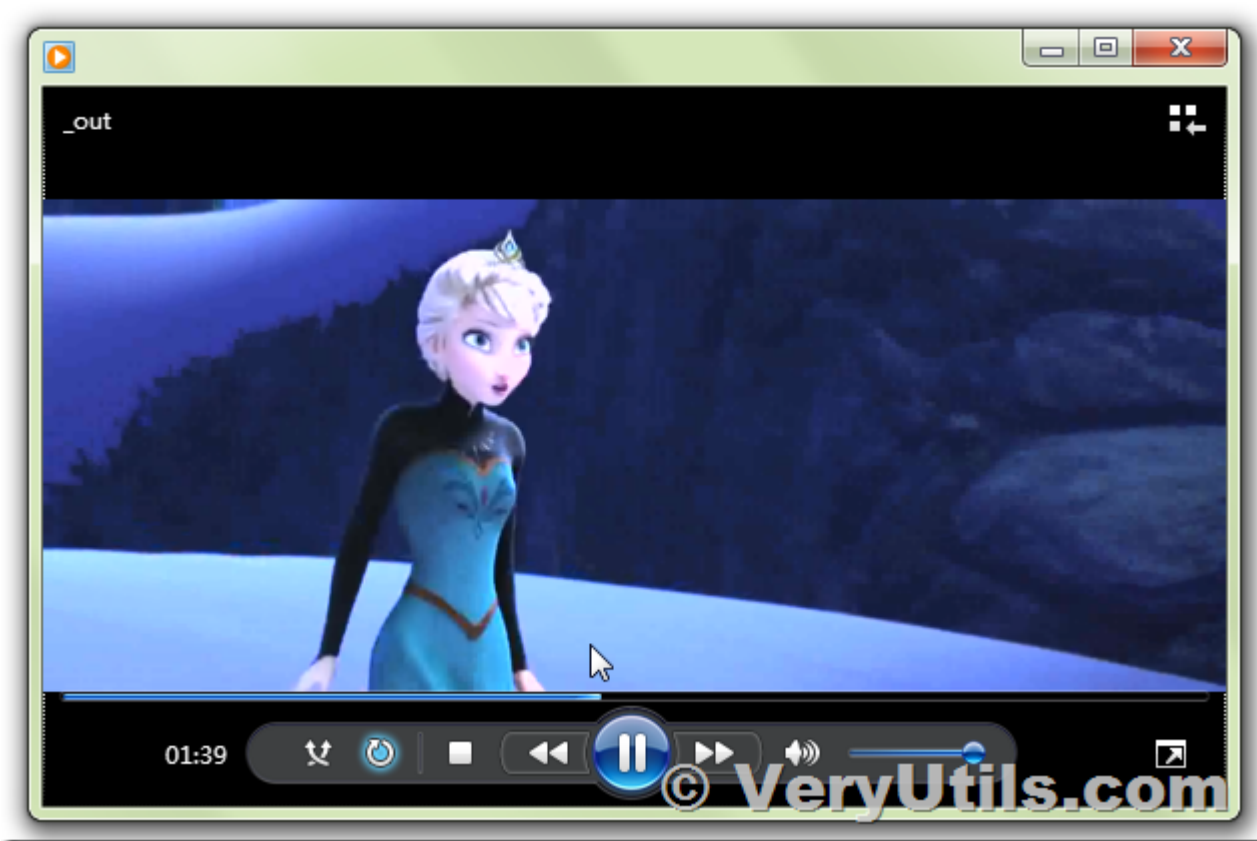
5. You will be able to see the difference of Brightness between the new video and old video, Old video with default brightness,



New video with 200% brightness,



6. The final video file with brightness looks better now,



VeryUtils Video Editor is a great software to increase brightness to your Video file, if you like this software, you may buy and download it from this web page directly,

<https://veryutils.com/video-editor-software>

Related Posts

- [How to Add a Timer or Countdown on Video using VeryUtils Video Editor software?](#)
- [VeryUtils YouTube Video Editor is the Best Video Editing Software for YouTube](#)
- [How to crop Video files using VeryUtils Video Editor software?](#)
- [VeryUtils Movie Converter for Windows: Convert any video to MP4/WMV/MP3 for mobile devices](#)
- [How to convert Video to mp3 \(Convert MP4 to MP3\) on windows?](#)
- [Convert Any Video/Audio/Image to Over 1000 Formats with VeryUtils Any Video Converter](#)

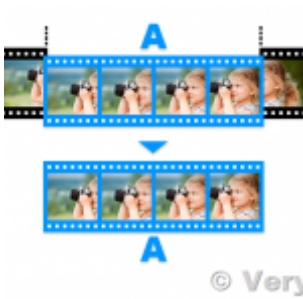
- Video Cutter is super-fast video cutting software with an easy-to-use interface. Cut parts of video quickly while keeping the original video quality.
- How To Brighten A Video using VeryUtils Video Editor software?
- Video Cutter is super-fast video cutting software with an easy-to-use interface. Cut parts of video quickly while keeping the original video quality.
- Best Windows 10 YouTube Downloader to Download 8K/4K/1080P Video
- How to Use VeryUtils YouTube Downloader to Batch Download YouTube Videos to MP3 Music Offline?
- How to Download YouTube Videos for Free with VeryUtils YouTube Video Downloader?
- How to Batch Download Facebook Videos Offline with VeryUtils Facebook Video Downloader?
- How to use VeryUtils PDF to HTML5 Flipbook Converter Command Line to convert PDF to flipbook that display on iPad, iPhone and Android systems?
- VeryUtils Excel Converter Command Line can Convert Excel files via command line
- Appointment Booking and Scheduling Software System for WordPress
- Comparing VeryUtils and Codester: Why VeryUtils is the Superior Choice for Developers and Designers

Related posts:

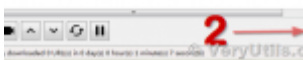





Convert Video To Animated GIF files Offline



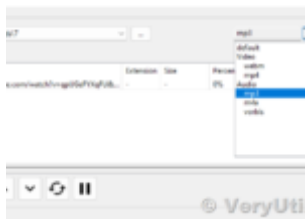
Video Cutter is super-fast video cutting software with an easy-to-use interface. Cut parts of video ...



How to download YouTube videos to watch offline using VeryUtils YouTube Video Downloader?



VeryUtils YouTube Video Editor is the Best Video Editing Software for YouTube



How to Use VeryUtils YouTube Downloader to Batch Download YouTube Videos to MP3 Music Offline?



VeryUtils YouTube Downloader Has a Welcome Gift Just for You! Register Now & Get 1 Month Free Su...

VeryUtils **You Tube** **Downloader**

How to Download YouTube
Videos for Free with
VeryUtils YouTube Video
Downloader?