

Timers are used in videos when there is a need to time certain milestones or events that occur in the video. However, adding a timer to a video can be tricky and a bit of a headache, especially for beginners. So, what if you want the timer to appear on the screen as part of the video? Well, that's exactly what you'll learn soon, putting fully functional Timer or Countdown to your videos.

VeryUtils Video Editor lets you not only add a countdown timer to a video but also customize the timer, so you can create your own to best fit your movie. You can change the text and background color, choose from a wide range of fonts, and create an outline. **VeryUtils** Video Editor lets you get really creative!

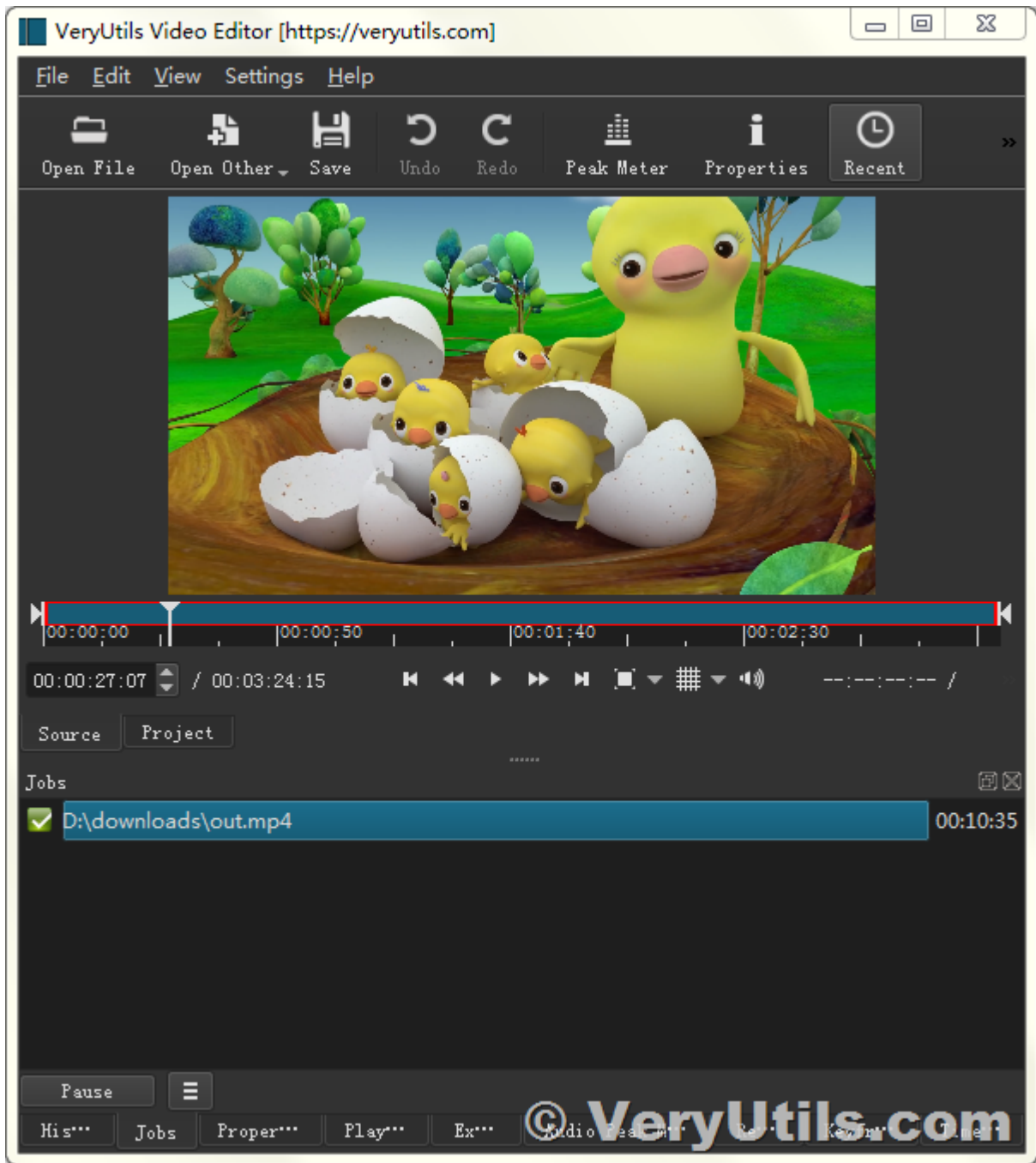
If you want to know how to make a **countdown video**, read our guide below.

1. You may download and install VeryUtils Video Editor software from this web page,

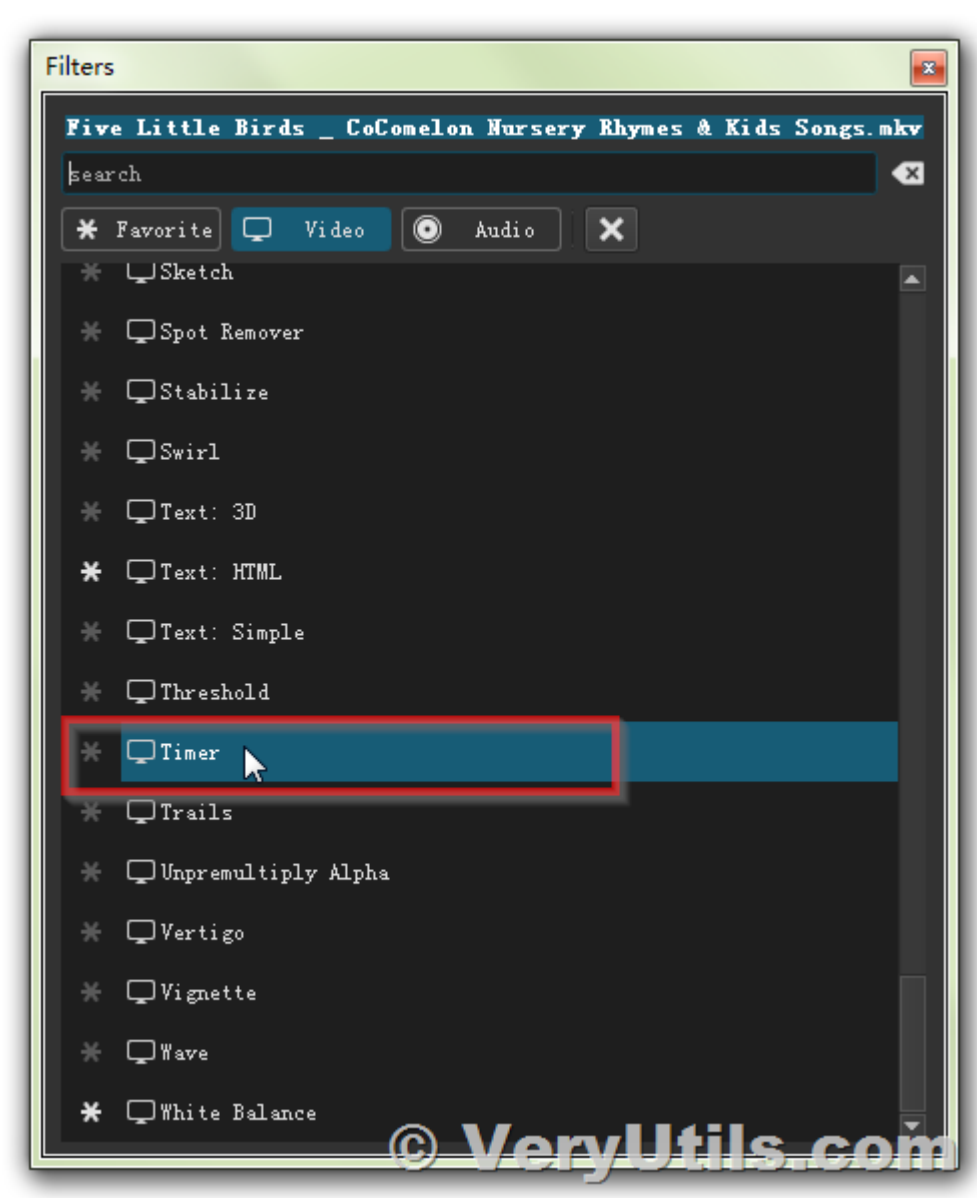
<https://veryutils.com/video-editor-software>

2. After downloading, install our **countdown video** maker following the on-screen instructions. The setup process will take just a few minutes.

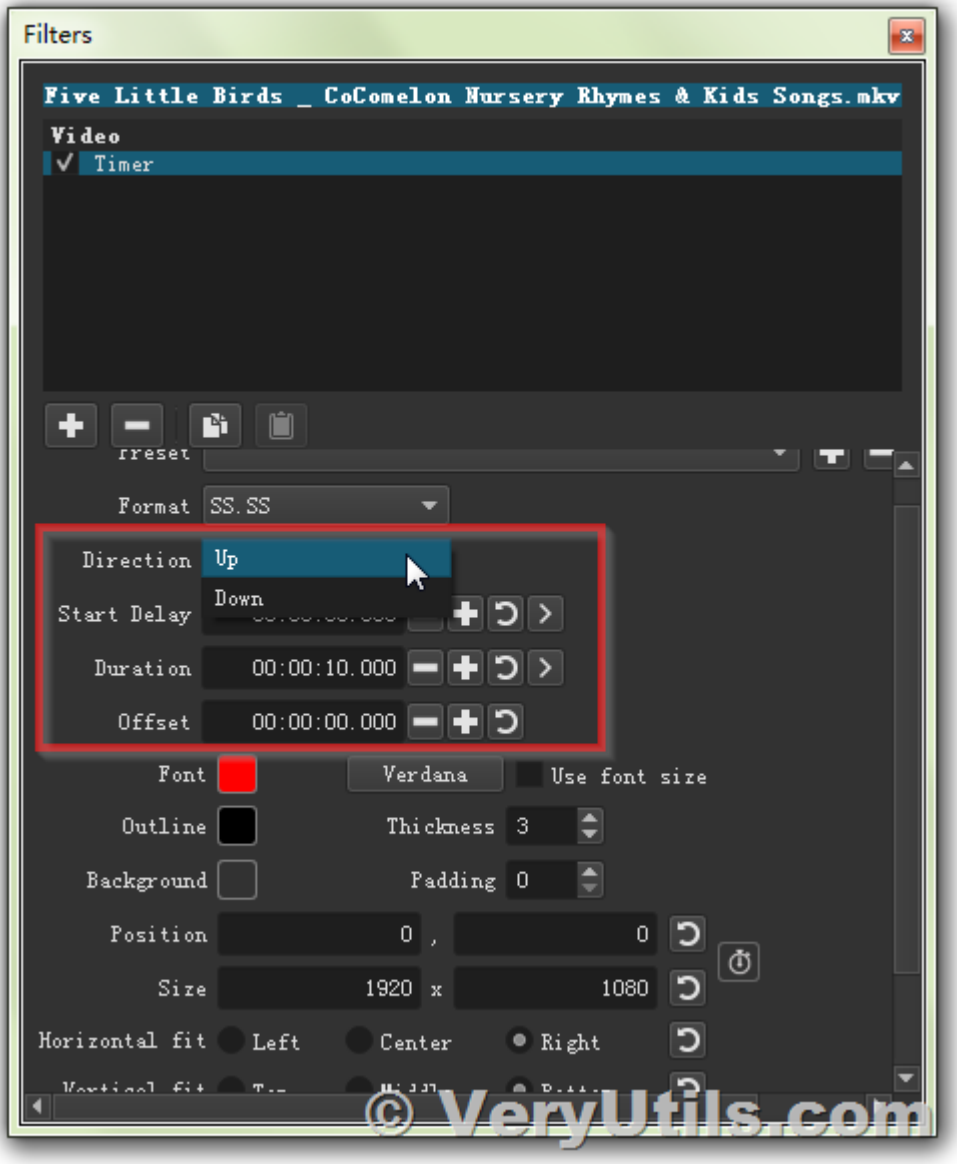
3. Run the software, you can click "Open File" button to open a Video file,



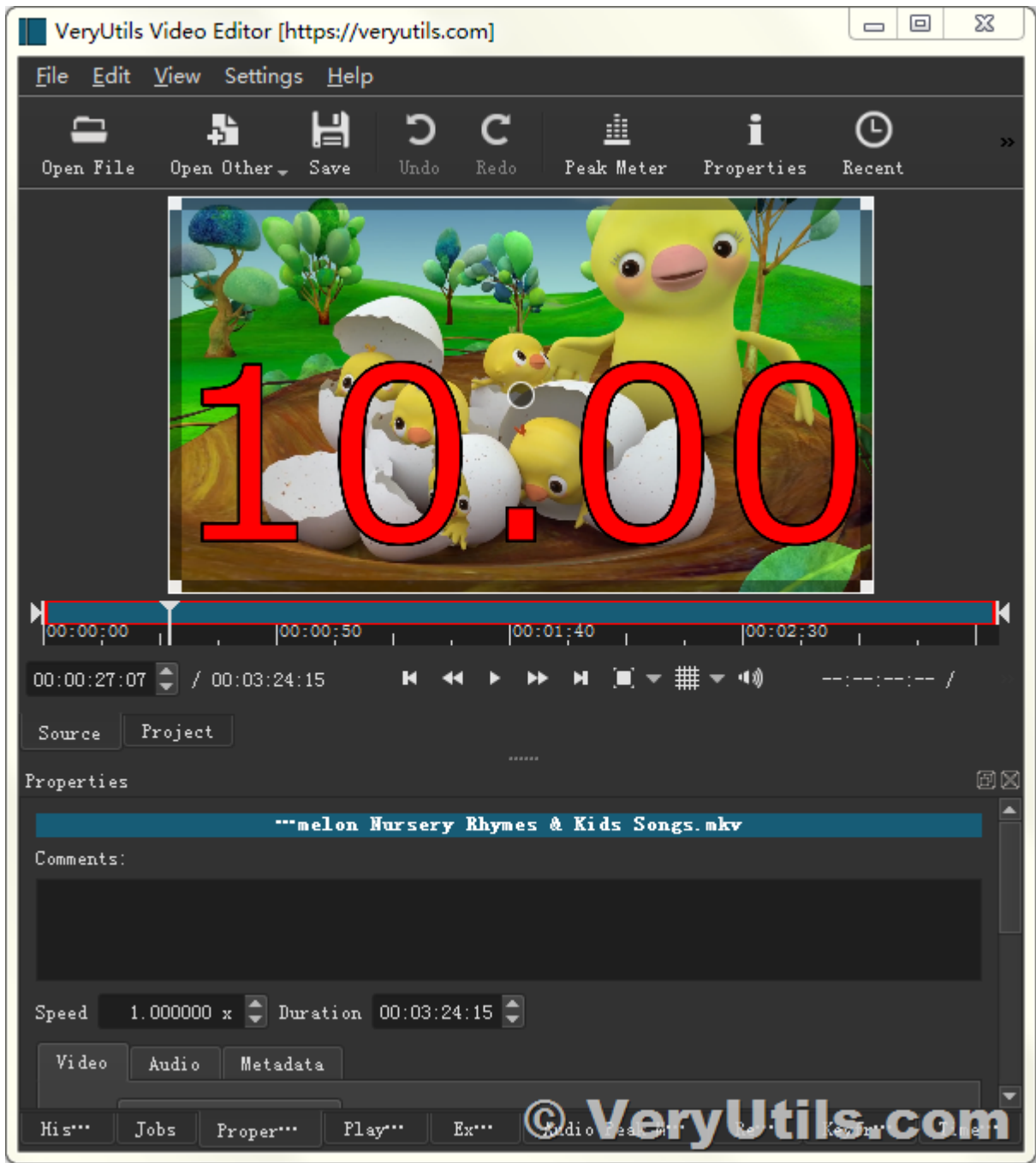
4. In the Filter window, you can add a "Timer" filter,



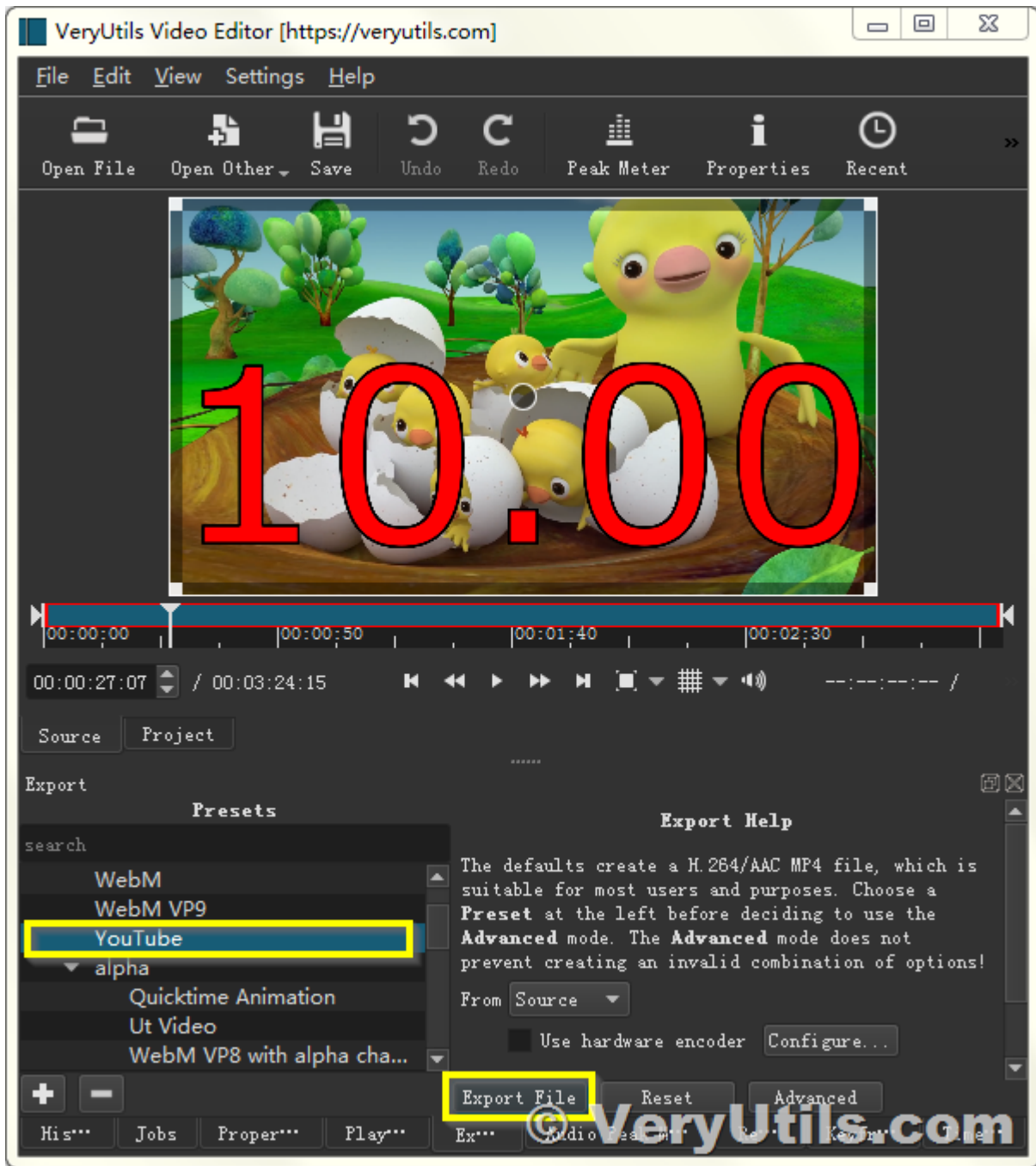
You can set the direction of this time to Up or Down, please look at following screenshot,



5. You will see the Timer appear in the preview window,



6. Now, you can Export this video with new Timer Filter to a new video file,



7. You can view the generated Video MP4 file, the Timer is appear in the generated Video MP4 file properly,



Now you know how to add a timer to a video with the countdown video creator from VeryUtils Video Editor software.

Related Posts

- [VeryUtils YouTube Video Editor is the Best Video Editing Software for YouTube](#)
- [How to crop Video files using VeryUtils Video Editor software?](#)
- [How To Brighten A Video using VeryUtils Video Editor software?](#)
- [VeryUtils Movie Converter for Windows: Convert any video to MP4/WMV/MP3 for mobile devices](#)
- [How to convert Video to mp3 \(Convert MP4 to MP3\) on windows?](#)
- [Convert Any Video/Audio/Image to Over 1000 Formats with VeryUtils Any Video Converter](#)
- [Video Cutter is super-fast video cutting software with an easy-to-use interface. Cut](#)

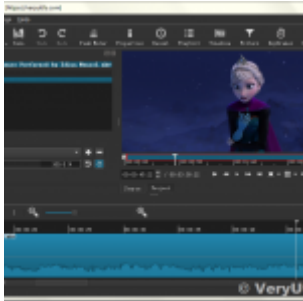
parts of video quickly while keeping the original video quality.

- Enjoy 7 Days of Unlimited YouTube Downloads with VeryUtils YouTube Video Downloader
- Best and Free VeryUtils YouTube Video Downloader for Windows 11
- Video and Audio Downloader software for YouTube – download your favorite YouTube videos as MP4 video or MP3 audio – lifetime license – computer program compatible with Windows 11, 10, 8 and 7
- How to Use VeryUtils YouTube Downloader to Batch Download YouTube Videos to MP3 Music Offline?
- VeryUtils AI Video Enhancer is Free for a limited time
- How to trim the generated PNG image files automatically from Virtual PDF Printer Driver?
- Empower Your Marketing Strategy with VeryUtils AI Marketing Tools
- Convert EML files to PDF files via Command Line
- Web Email Extractor to extract email addresses
- Video Cutter is super-fast video cutting software with an easy-to-use interface. Cut parts of video quickly while keeping the original video quality.

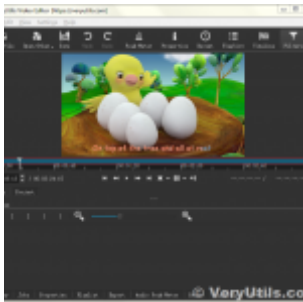
Related posts:



How to Add a Timer or Countdown on Video using VeryUtils Video Editor software? | 9



How To Brighten A Video using VeryUtils Video Editor software?



How to crop Video files using VeryUtils Video Editor software?



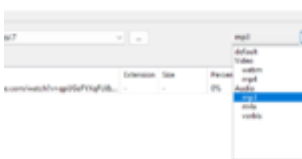

VeryUtils YouTube Video Editor is the Best Video Editing Software for YouTube



VeryUtils Total Video Downloader PHP Script allows you to download videos from 40 websites



Best Video to animated GIF Converter for Windows 10 & 11



How to Use VeryUtils YouTube Downloader to Batch Download YouTube Videos to MP3 Music Offline?



Best YouTube Video
Downloader for PC in 2024